

Moodle Guide for Students

How to Log in to Moodle

When accessing Moodle from your browser, we recommend using Mozilla Firefox or Google Chrome.

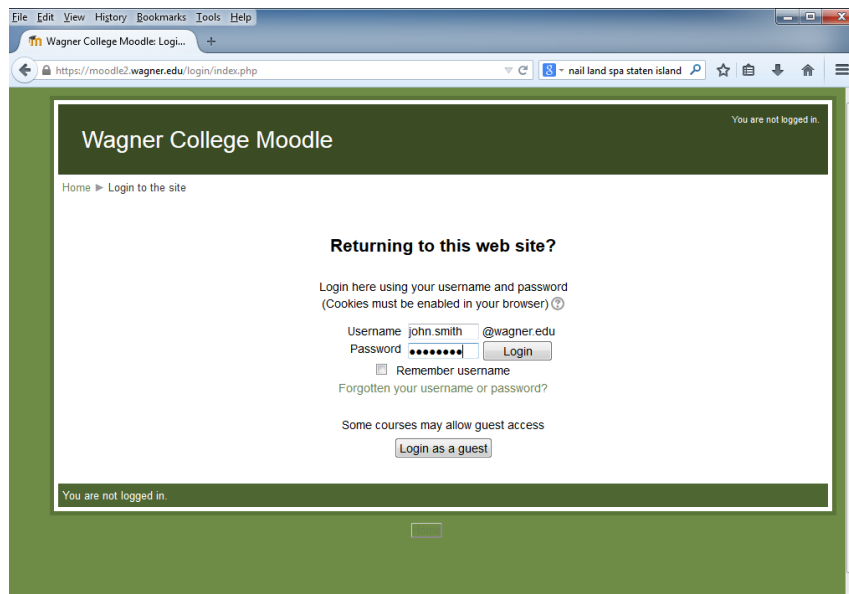
You can access Moodle in two ways:

The first way you can access Moodle is by typing “www.wagner.edu” into your browser, then click **Quicklinks**, and lastly select **Moodle**

The second way you can access Moodle is by typing “moodle.wagner.edu” into your browser.

Note: Make sure you do not put “www.” in your address bar or it will not work

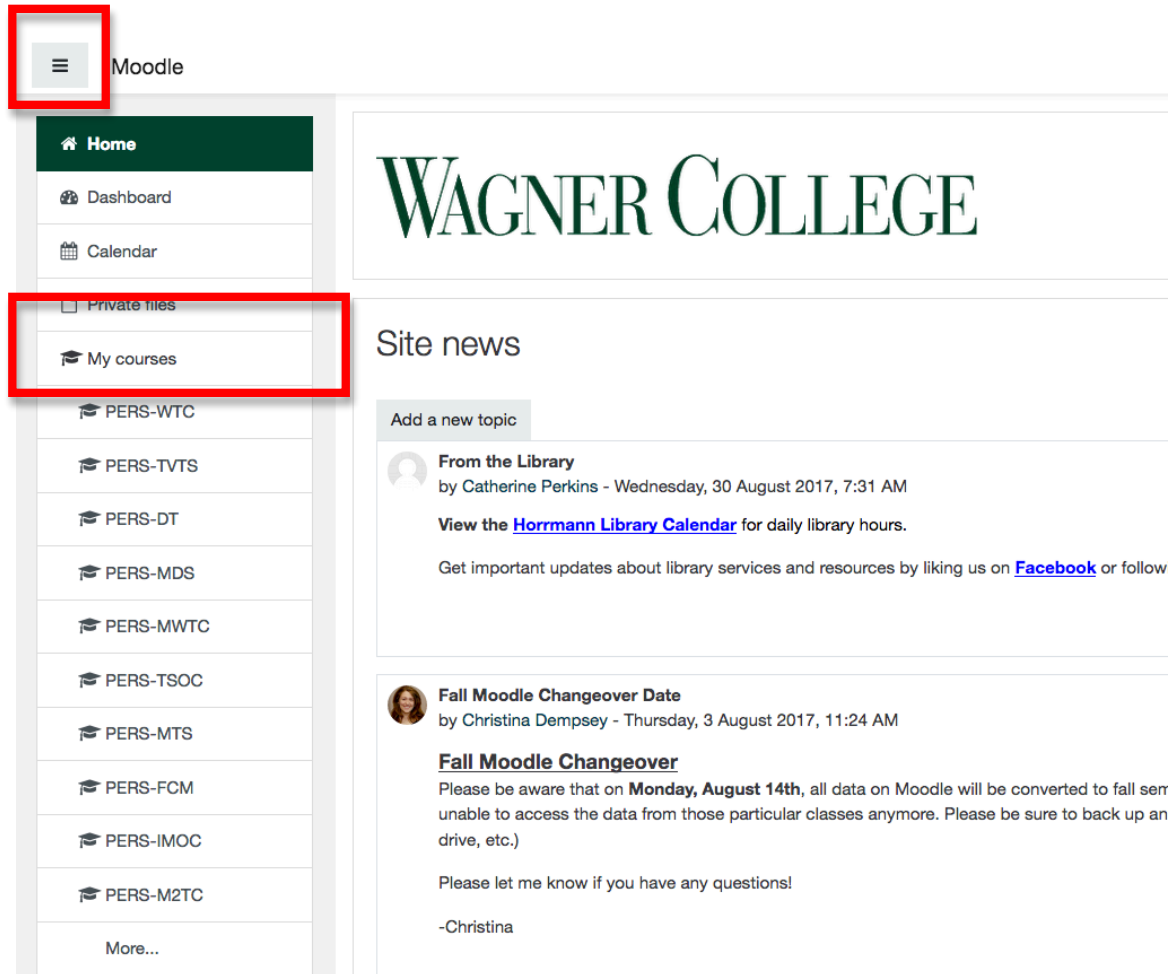
This will bring you to the homepage of Moodle. Once you are on the Moodle homepage, use your All Access Pass information to access your account. The All Access Pass is the same credentials that you would use to access your Wagner email.



How to Access Courses

Once you log in, you can see all of your courses on the left hand side on the **Navigation Menu**.

If you do not see the Navigation Menu, click the three horizontal lines in the upper left hand corner to make the menu visible. Your courses will be listed under **My Courses**.



The screenshot displays the Moodle user interface. On the left, a vertical navigation menu is visible, with the 'Moodle' logo at the top. The menu items include 'Home', 'Dashboard', 'Calendar', 'Private files', 'My courses', and a list of courses: 'PERS-WTC', 'PERS-TVTS', 'PERS-DT', 'PERS-MDS', 'PERS-MWTC', 'PERS-TSOC', 'PERS-MTS', 'PERS-FCM', 'PERS-IMOC', 'PERS-M2TC', and 'More...'. Two red boxes highlight the 'Moodle' logo and the 'My courses' item. The main content area on the right features the 'WAGNER COLLEGE' logo at the top, followed by a 'Site news' section. The 'Site news' section includes a 'Add a new topic' button and two news items: 'From the Library' by Catherine Perkins and 'Fall Moodle Changeover Date' by Christina Dempsey. The 'Fall Moodle Changeover Date' item includes a detailed announcement about data conversion on Monday, August 14th.

Click on your desired course to access the class Moodle page.

How to Access Resources

Once you have selected the course that you would like to view, you may notice that the professor has provided you with links, videos or other documents posted on the Moodle page. In order to view the documents, click the link to the desired document, which will bring you to another window to view the text documents.

Getting to Know You

Welcome to the first week of class! Since we're going to be spending the next three months in class together, I find it very important to find out more about each other. Our first class this week is going to be centered around getting to know one another. Please check out the activities below to find out more information. Welcome to the class!

☐

 A Little Bit About Yourself

 Favorite Family Memory

 Ice Breaker Chat

☐
☐
☐

How to Access and Contribute to Assignments

Your professor may ask you to submit an assignment via Moodle either by file submission or in a provided text box directly inside of the assignment.


First, you must go to your course's Moodle page and then click on the assignment.

Press **Add Submission**

A Little Bit About Yourself

Welcome to our Moodle 3.4 Training Class! I would love to get to know you all a little better, so for this assignment, I would like for you to write a paragraph with at least 500 words letting me know a little bit about yourself. You can do this on a Word document and upload it right on to the course. Please tell me something unique about yourself that tells me more about what your interests are. I look forward to hearing from you!

Submission status

Submission status	No attempt
Grading status	Not graded
Last modified	-
Submission comments	
 Comments (0)	

You have not made a submission yet



If your professor is asking you to submit a paper, you will have the option to either, drag and drop your file into the box, or you can use the **File Picker**, which is located in the upper left corner of the box. To access the File Picker, click on the icon that looks like a little piece of paper.

A Little Bit About Yourself




Welcome to our Moodle 3.4 Training Class! I would love to get to know you all a little better, so for this assignment, I would like for you to write a paragraph with at least 500 words letting me know a little bit about yourself. You can do this on a Word document and upload it right on to the course. Please tell me something unique about yourself that tells me more about what your interests are. I look forward to hearing from you!


File submissions

Maximum size for new files: 2MB, maximum attachments: 1


Files




You can drag and drop files here to add them.

Save changes **Cancel**


 Moodle Official Website


Jump to...


Favorite Family Memory 


If you choose the file picker, you will see the following screen:

File picker

 Recent files

 **Upload a file**

 Private files

 Wikimedia

Attachment

Browse... No file selected.

Save as

Author

Christina Dempsey

Choose license

Creative Commons - ShareAlike


Upload this file

Click **Browse** and search for your desired file. After browsing and selecting your file, press **Upload this File**. Once you have done this, your screen should look like the following screenshot:

A Little Bit About Yourself

Welcome to our Moodle 3.4 Training Class! I would love to get to know you all a little better, so for this assignment, I would like for you to write a paragraph with at least 500 words letting me know a little bit about yourself. You can do this on a Word document and upload it right on to the course. Please tell me something unique about yourself that tells me more about what your interests are. I look forward to hearing from you!

File submissions



The icon will look different depending on your file type. Press **Save Changes**.

If your professor has requested that you submit your assignment using an online textbox, you can do so by following these directions.

Press **Add Submission** after clicking on the assignment.

A Little Bit About Yourself

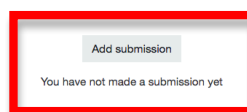
Welcome to our Moodle 3.4 Training Class! I would love to get to know you all a little better, so for this assignment, I would like for you to write a paragraph with at least 500 words letting me know a little bit about yourself. You can do this on a Word document and upload it right on to the course. Please tell me something unique about yourself that tells me more about what your interests are. I look forward to hearing from you!

Submission status

Submission status	No attempt
Grading status	Not graded
Last modified	-

Submission comments

Comments (0)



Type your answer inside of the box marked **Online text** and press **Save changes**.

A Little Bit About Yourself

Welcome to our Moodle 3.4 Training Class! I would love to get to know you all a little better, so for this assignment, I would like for you to write a paragraph with at least 500 words letting me know a little bit about yourself. You can do this on a Word document and upload it right on to the course. Please tell me something unique about yourself that tells me more about what your interests are. I look forward to hearing from you!

[illegible]

How to Respond to Forums

A forum is a space in which a professor shares a general topic or idea with students and requires students to post their comments and thoughts about the material. On a forum, the professor and students can comment on one another's posts. There are two types of forums commonly used by teachers.

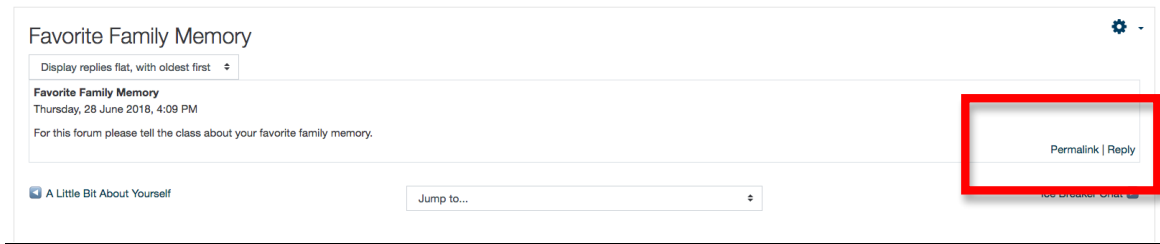
Getting to Know You

Welcome to the first week of class! Since we're going to be spending the next three months in class together, I find it very important to find out more about each other. Our first class this week is going to be centered around getting to know one another. Please check out the activities below to find out more information. Welcome to the class!



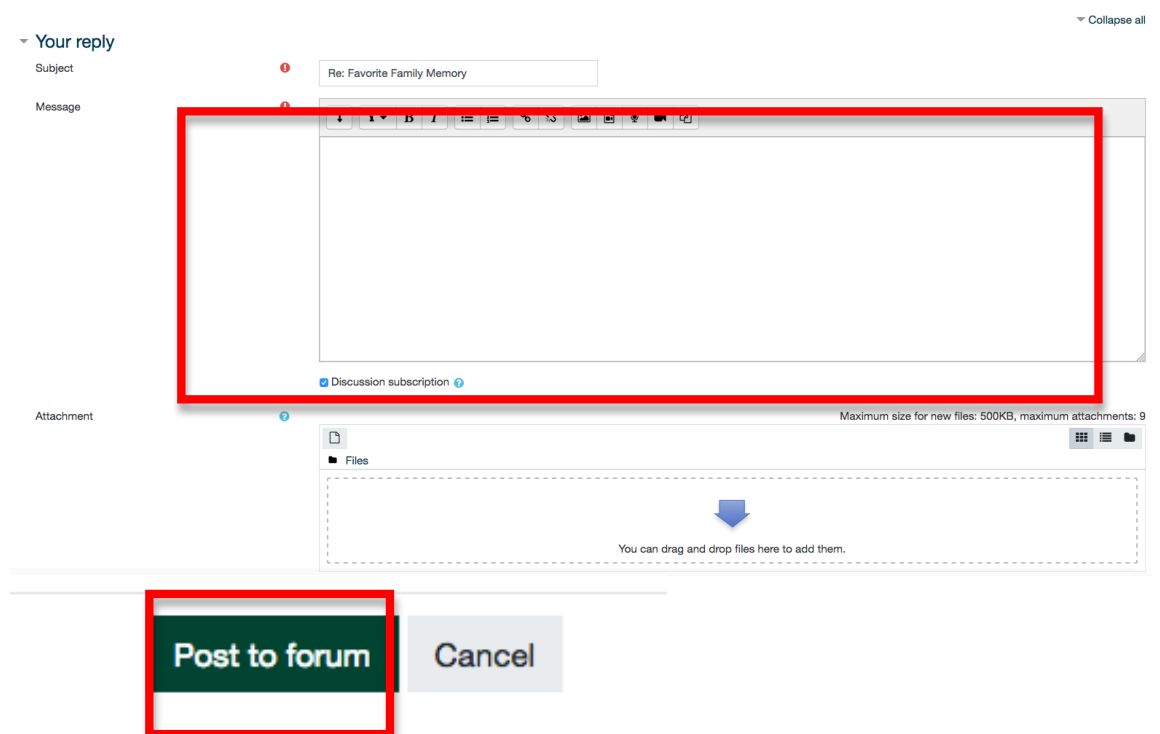
The first type of forum that we will discuss allows the professors and students to respond to a single topic.

Once you have selected the desired forum, at the bottom right corner of the professor's post you will see **Reply**, select **Reply**.



You will be taken to a new page where you can submit your response to the forum.

You can also add an attachment to the forum (if your professor has allowed it for this particular forum.) To add an attachment, follow the instructions above that show how to upload a file into an assignment. Once you are finished submitting your response, click **Post to Forum**.



The second type of forum allows students to create their own separate discussion topics. The professor and students can also comment on their classmates' discussion topics.

First select the course that you want to view, then, click on that week's forum. Once you are on the selected forum, you will notice the professor's instructions for the forum.

To add a new discussion topic, select **Add a new discussion topic**, which is located in the center below the professor's instructions for the assignment.

Tutorial Video Test Site

Home / My courses / PERS-TVTS / Getting to Know You / Favorite Family Memory

Search forums

Favorite Family Memory

For this forum please tell the class about your favorite family memory.

Add a new discussion topic

Discussion	Started by	Replies	Last post
Favorite Family Memory	Christina Dempsey	0	Christina Dempsey Thu, 28 Jun 2018, 4:09 PM

A Little Bit About Yourself

Jump to...

Ice Breaker Chat

You can now contribute to the forum by typing your submission into the provided text box.

You can also add an attachment to the forum (if your professor has allowed it for this particular forum.) To add an attachment, follow the instructions above that show how to upload a file into an assignment. Once you are finished submitting your response, click **Post to Forum**.

Favorite Family Memory

For this forum please tell the class about your favorite family memory.

▼ Your new discussion topic

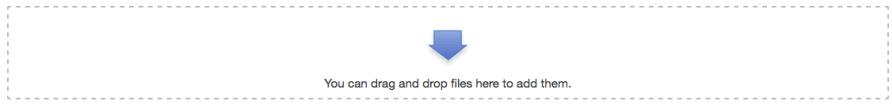
Subject My favorite family Memory

Message

One of my fondest family memories is sitting with my grandmother in her favorite arm chair writing down all of her famous recipes so that when she was gone I could recreate the magic she made in the kitchen.

Attachment Maximum size for new files: Unlimited, maximum attachments: 9

Files



☐ Pinned

☐ Send forum post notifications with no editing-time delay

▼ Tags

Tags

No selection

Enter tags...

Manage standard tags

Post to forum


Cancel


Once you have clicked Post to forum, your discussion topic will be created. Now your professor and fellow peers can click into your topic and make comments. As your classmates begin to contribute to the assignment, you will also be able to click on their posts and make comments.


How to Access Your Grades


In order to view your grades, first select one of your courses. You can access your grades by clicking **Grades** on the **Navigation Menu** on the left hand side. Keep in mind that if you can't see this particular menu, you might have it collapsed. To expand the menu, click the three horizontal lines in the upper left hand corner.


Note: Teachers post final grades on myWagner.


 Moodle

 PERS-TVTS

 Participants

 Badges

 Competencies

 Grades

Tutorial Video Test Site

Home / My courses / PERS-TVTS

Welcome to the Class!